

FIAT 6

Julie Car Emulator instruction manual


IMMO OFF PROGRAM

**FOR FIAT GROUP CARS EQUIPPED WITH
SECURITY GATEWAY MODULE (SGW)
SINCE 2018**



Table of contents

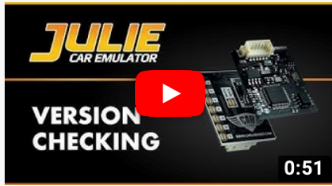
Page 2	• Program introduction	PHOTO	PINOUT	VIDEO
Page 3	• Bosch EDC17C69 (Julie version 105 or later)			
Page 5	• Example cars and ECUs full list			



● Program introduction

This program requires Julie Universal Emulator - Version 105 or later

Not sure which version you have? See the video below



Program usage

**Fiat Group cars
with ECUs listed below:**

Bosch EDC17C69



Example ECUs

(Full list on page 5)

Bosch

0 281 035 022
0 281 033 903
0 281 033 582
0 281 032 518
0 281 032 463
0 281 032 339
0 281 031 428
0 281 031 204
0 281 031 202



Example cars

(Full list on page 5)

Alfa Romeo

Giulia
Giulietta
Stelvio


Fiat

500X

Jeep

Cherokee
Compass
Renegade

● ● ● Jumpers to solder

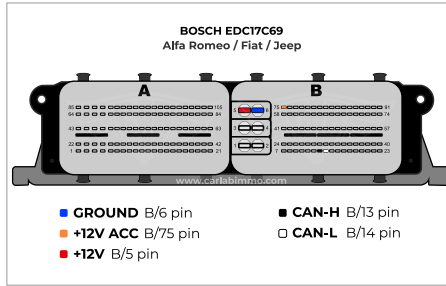


To choose the program you have to solder specific jumpers on the back of the Emulator:

3 + 5




Bosch EDC17C69



1

Find and read **SAK-TC1793F** Tricore processor using dedicated tool.



2

Read the content of the memory.

Find the values in addresses from 204 to 209 (marked in orange).


Read values: **B5 70 F5 EB FE 8D**

(This is only an example. Read values will be different in every ECU)



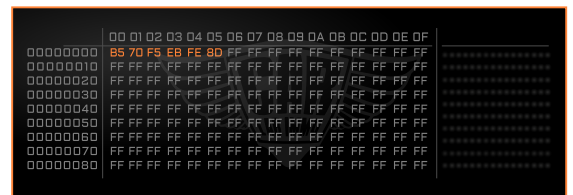
3

Unsolder 24C02 memory from the back of Julie Emulator



4


Write these values onto the 24C02 memory unsoldered from Julie.



5

To choose the program you have to solder specific jumpers on the back of the Emulator:

3 + 5



Step 6 on the next page




6

Connect Julie Emulator to the ECU according to the pictures on the right




Attention!

- Disconnect antenna coil from ignition switch!



7

Check the Julie's LED behaviour
If the procedure is successfully completed the
blue LED lights constantly and blinks once every two seconds!



End of the procedure

● Example cars and ECUs



Program usage



Example cars

BOSCH



Example ECUs

Works with Fiat Group cars equipped with Security Gateway Module (SGW) - since 2018



MultiJet - Diesel

Bosch
EDC17C69
Page 3

Alfa Romeo Giulia 2.0 MultiJet II 170HP 2018-
Alfa Romeo Giulietta 1.6 MultiJet 120HP 2018-
Alfa Romeo Stelvio 2.2 MultiJet II 180HP 2018-
Fiat 500X 1.6 MultiJet II 120HP 2018-
Jeep Cherokee (KL) 2.2 MultiJet II 195HP 2018-
Jeep Compass 2.0 MultiJet 140HP 2018-
Jeep Renegade 2.0 MultiJet 140HP 2018-
Jeep Renegade 1.6 MultiJet 120HP 2018-

0 281 035 022 (Jeep Renegade 1.6 MultiJet 120HP 2019)
0 281 033 903 (Alfa Romeo Stelvio 2.2 MultiJet II 180HP 2018)
0 281 033 582 (Jeep Compass 2.0 MultiJet 140HP 2018)
0 281 032 518 (Alfa Romeo Giulietta 1.6 MultiJet 120HP 2018)
0 281 032 339 (Fiat 500X 1.6 MultiJet II 120HP 2019)
0 281 031 428 (Alfa Romeo Giulia 2.0 MultiJet II 170HP 2018)
0 281 031 204 (Jeep Renegade 2.0 MultiJet 140HP 2018)
0 281 031 202 (Jeep Cherokee (KL) 2.2 MultiJet II 195HP 2019)