

FIAT 5

Julie Car Emulator instruction manual


IMMO OFF PROGRAM

FOR FERRARI



Table of contents

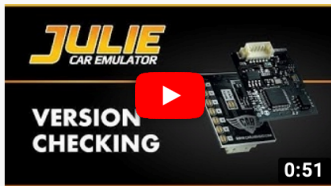
Page 2	• Program introduction	PHOTO	PINOUT	VIDEO
Page 3	• Bosch ME7.3.2 / ME7.1.1 (Julie version 104 or later)			
Page 5	• Example cars and ECUs full list			



● Program introduction

This program requires Julie Universal Emulator - Version 104 or later

Not sure which version you have? See the video below



Program usage

Ferrari cars
with ECUs listed below:

Bosch ME7.3.2
Bosch ME7.1.1



Example ECUs (Full list on page 5)


Bosch
0 261 208 592



Example cars (Full list on page 5)

Ferrari
F430
F430 Spider

● ● ● Jumpers to solder

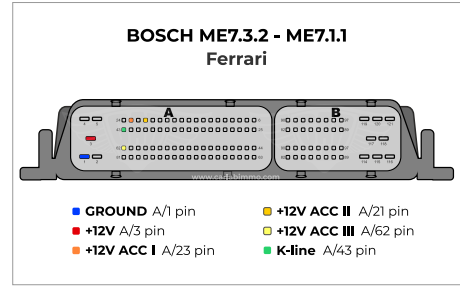


To choose the program you have to solder specific jumpers on the back of the Emulator:

1 + 2 + 5



● **Bosch ME7.3.2 - ME7.1.1**



This procedure requires **TWO** Julie Emulators, because there are two ECUs - SLAVE and MASTER

1

Left ECU - **SLAVE**





Right ECU - **MASTER**



The ECUs are located behind the driver's and passenger's seats

2

Find **95160** EEPROM memory in both ECUs and unsolder them



3

Using a programmer, read the content of the ECU's EEPROM memory
Find the values in addresses from 012 to 015 (marked in orange).

Read values: **65 75 AF 55** and remember them!
(This is only an example. Read values will be different in every ECU)

```

00 01 02 03 04 05 06 07 08 09 0A 0B 0C 0D 0E 0F ..... Z
FF FF FF FF FF FF FF FF FF FF FF FF FF FF FF FF SA ..euzU % rwt.u
01 02 65 75 AF 55 00 00 25 00 A2 E0 77 FE 02 FB ..euzU % rwt.u
00 00 00 00 01 01 20 05 11 24 00 00 00 00 00 00 A1 FF .....
02 01 08 02 02 FF 00 00 10 38 30 09 66 00 34 FD .....
07 02 84 02 09 01 FF FF 2E 04 43 0E 07 00 0A FC .....
00 00 70 00 1A 0E 00 00 00 00 00 00 00 85 FF .....
05 04 00 00 00 00 00 00 00 00 16 00 00 00 DA FF .....
05 04 00 00 00 00 00 00 00 00 16 00 00 00 DA FF .....
00 80 80 80 80 00 00 80 00 80 80 FF 00 00 78 FB .....
00 80 80 80 80 00 00 80 00 80 80 FF 00 00 78 FB .....
05 07 FF FF FF 58 58 58 58 58 58 00 00 00 34 FB .....
05 07 FF FF FF 58 58 58 58 58 58 00 00 00 34 FB .....
58 58 58 58 58 58 58 58 58 58 58 58 58 00 78 FB .....
58 58 58 58 58 58 58 58 58 58 58 58 58 00 78 FB .....
FF FF FF FF FF FF FF FF FF FF FF FF FF FF FF FF .....

```

SLAVE ECU

```


00 01 02 03 04 05 06 07 08 09 0A 0B 0C 0D 0E 0F ..... Z
FF FF FF FF FF FF FF FF FF FF FF FF FF FF FF FF SA ..euzU %
01 02 65 75 AF 55 00 00 25 00 00 00 00 00 F8 FD ..euzU %
00 00 00 00 01 01 20 05 12 17 00 00 00 00 00 AD FF .....
02 01 08 02 02 FF 00 00 10 38 30 09 66 00 34 FD .....
07 02 8C 02 08 01 05 00 28 04 AE 00 07 00 C8 FD .....
00 00 70 00 20 0E 00 00 00 00 00 00 00 85 FF .....
05 04 00 00 00 00 00 00 00 00 16 00 00 00 DA FF .....
05 04 00 00 00 00 00 00 00 00 16 00 00 00 DA FF .....
00 80 80 80 80 00 00 80 00 80 80 FF 00 00 78 FB .....
00 80 80 80 80 00 00 80 00 80 80 FF 00 00 78 FB .....
05 07 FF FF FF 5A 48 48 45 57 00 00 00 00 BA FB .....
05 07 FF FF FF 5A 48 48 45 57 00 00 00 00 BA FB .....
35 39 41 36 36 30 31 34 36 37 34 38 58 00 12 FD .....
35 39 41 36 36 30 31 34 36 37 34 38 58 00 12 FD .....
FF FF FF FF FF FF FF FF FF FF FF FF FF FF FF FF .....

```

MASTER ECU

You can recognise the **SLAVE ECU** by the XXXX values in text section of the eeprom

4



Unsolder 24C02 memories from the back of Julie Emulators





5

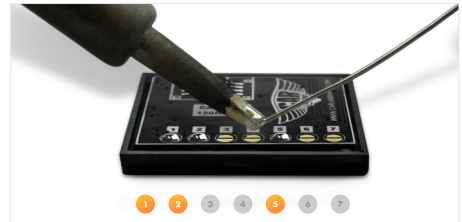
Write remembered values onto the 24C02 memories unsoldered from Julie Emulators.



6

To choose the program you have to solder specific jumpers on the back of the Emulator:

1 + 2 + 5




7

Connect Julie Emulator to the ECU according to the pictures on the right

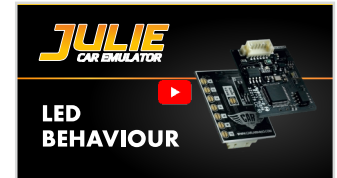
i Attention!

- Disconnect immo box which located above the driver's legs!



8

Check the Julie's LED behaviour
If the procedure is successfully completed the
blue LED lights constantly and blinks once every two seconds!



End of the procedure

● Example cars and ECUs



Program usage



Example cars



Example ECUs



BOSCH

Bosch

ME7.3.2

ME7.1.1

Page 3

Ferrari F430 4.3 490HP 2004-2009
Ferrari F430 Spider 4.3 490HP 2005-2009

0 261 208 592 (Ferrari F430 4.3 490HP 2006)